



EUROLINE®

STYLE, HERITAGE, TECHNOLOGY

Euroline® by Steel & Tube is a direct descendant of eighteenth century European standing-seam roofing styles. Still much in evidence today and crowning many of Europe's finest homes and public buildings, this roofing is favoured for its gracefulness, bold shadow lines and durability.

Standing-seam roofs were originally made by hand-forming sheets of non-ferrous metal over long wooden boards or sarking. Crafted by skilled artisans, standing-seam roofs have stood the test of time. To this day they provide an unmistakable signature to some of the world's most beautiful architecture.

The nature of standing-seam roofs gives rise to undulations in the wide flat pan which are not only to be expected, but are an architectural feature of fully supported cladding. In some situations marking caused by the fixing clips or substrate may be noticeable, although this will become less apparent over time.

Euroline brings this elegance into the modern age. Not for those who simply want something a little different, **Euroline** is a prestige profile that is designed for the discerning, and for where the aesthetics of a building will be enhanced by the style of its roof.

Steel & Tube offers **Euroline** in two graceful styles: BattenLok and SeamLok. Each of these profiles may be manufactured from a range of materials. Please contact Steel & Tube to discuss suitability of materials.

Specifying **Euroline** by Steel & Tube will be an inspired decision. Manufactured to perform under New Zealand's unique environmental conditions, **Euroline** will add distinction to buildings where style, grace and elegance are not just options, they are absolute necessities.

DURABILITY

All material selections must be compatible with prevailing environmental conditions and adjacent materials. Areas of steel material not exposed to rain may require programmed maintenance. Any accumulated deposits on the cladding should be removed regularly.

Internal moisture must be controlled within the building to prevent the sarking becoming saturated through the accumulation of water vapour, potentially resulting in damage to the roofing material.

MINIMUM PITCH

The minimum pitch for **Euroline** is 3°.

Where the profile is end lapped, 10° is the minimum pitch.

WALL CLADDING

Euroline Seamlok may also be used as a wall cladding, typically fixed to a 17mm structural ply substrate installed over a drained cavity.

Note:

Euroline Battenlok is not suitable for wall cladding.





FOOT TRAFFIC

Foot traffic must take place in the pan of the profile, and soles must be clean and free of any material that may contaminate the roof surface.

INSTALLATION

Euroline is laid over breather-type synthetic roofing underlay, over 17mm ply structurally fixed to the roof framing. Refer to *Ecoply Specification and Installation Guide*. Available from www.chhwoodproducts.co.nz.

It is fastened to the ply typically at 330mm centres with clips and two screw fasteners of material compatible with the roofing material, and then seamed into SeamLok or BattenLok configurations. Contact Steel & Tube for site specific fixing requirements.

Shadow Line ridge details and Lock Edge eaves are standard features of the product installation that enhance both its performance and appearance.

The protective strippable film must be removed as soon as the product has been installed and must not be left on the cladding exposed to the weather for an extended period.

INSTALLERS

A list of local installers for your area is available from your local Steel & Tube branch or visit www.steelandtube.co.nz.

Installation should be undertaken by qualified fixers experienced with standing seam products.

MATERIALS


The following is a selection of some of our popular choices for **Euroline** standing-seam roofing. Contact Steel & Tube to discuss suitability of material for your specific project.

COLORSTEEL® ENDURA®

COLORSTEEL® MAXX®


DESIGN DETAILS

Design details covering many applications are available in CAD or PDF in the **Euroline** section of Steel & Tube's website: www.steelandtube.co.nz.




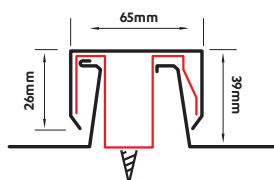
EUROLINE®

STYLE, HERITAGE, TECHNOLOGY



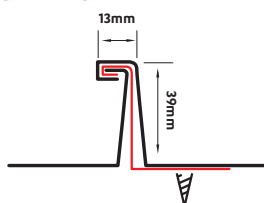
BATTENLOK

BATTENLOK



SEAMLOK

SEAMLOK

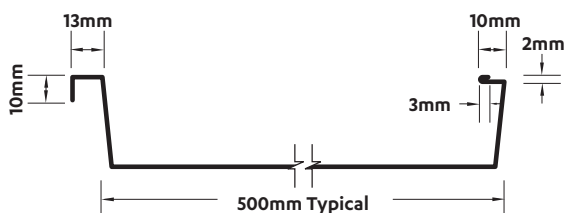


ALL PROFILE DIMENSIONS ARE NOMINAL.



WIDTHS

Standard pan widths are typically 500mm, but 400mm or 300mm pan widths can also be supplied.



IMPORTANT

For your installation to perform to its potential, it is essential that it is designed, installed and maintained in accordance with good trade practice. Please refer to:

- New Zealand Steel: Installation Guide
- New Zealand Steel: Builders and Specifiers Guide
- BRANZ: Good Practice Guide: Profiled Metal Roofing
- MRM New Zealand Metal Roofing and Wall Cladding Code of Practice
- E2/A1

Installation should only be undertaken by qualified fixers experienced with standing seam products.

Trademark Note:

COLORSTEEL, COLORSTEEL ENDURA and COLORSTEEL MAXX are registered trademarks of New Zealand Steel Limited.

Euroline is a registered trademark of Steel & Tube Holdings Limited.

6STRO287